

# EUROPEAN TEAM CUP 2017

## SHOWMANSHIP YOUTH

Be ready at A

1 Back up

2 Jog to B

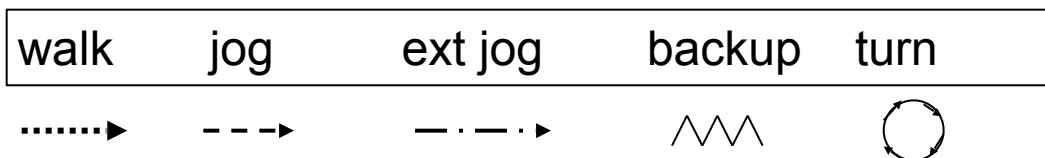
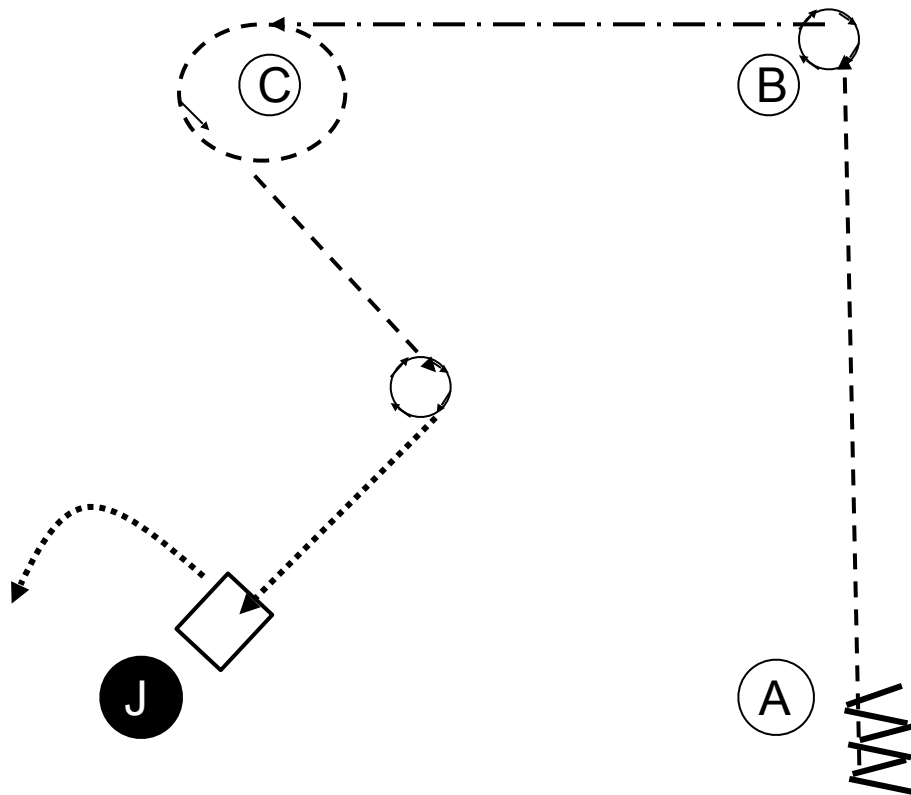
3  $\frac{3}{4}$  turn (  $270^\circ$  )

4 extended jog to C

5 circle at jog around C

6 stop even judge -  $450^\circ$  turn

7 Walk to judge - setup - inspection - walk out

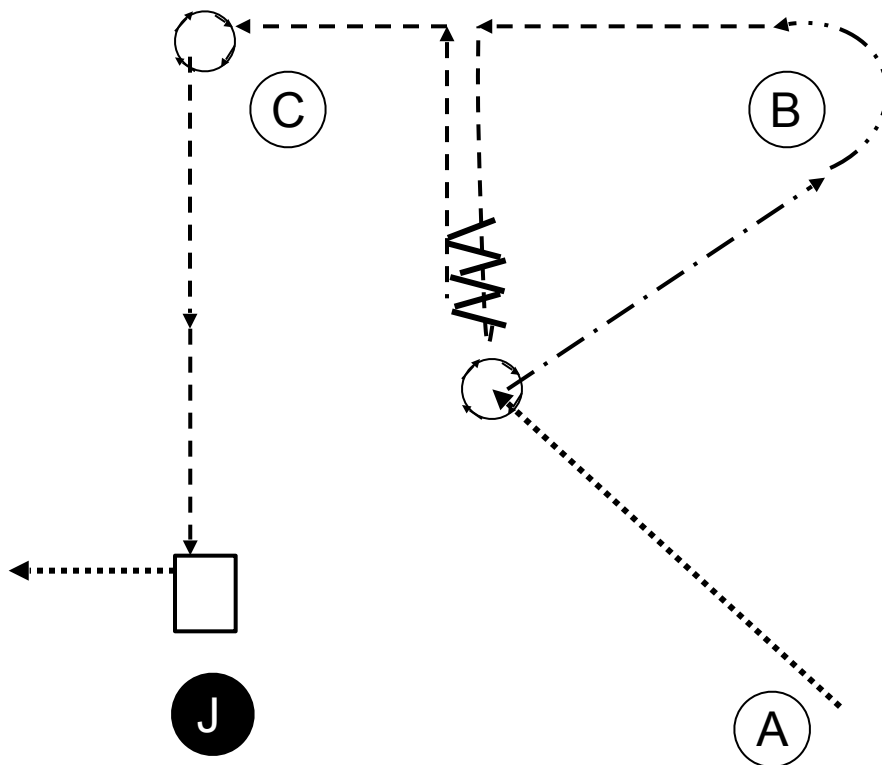


# EUROPEAN TEAM CUP 2017

## SHOWMANSHIP AMATEUR

Be ready at A

- 1 Walk toward C
- 2 Between judge and B - stop turn 450 °
3. extended jog to and around B -Jog and turn square to center of arena - stop
4. back up
5. turn 180°- Jog turn square toward C stop
6. turn ¾ (270°) and Jog to judge
- 7 setup-inspection - walk out



walk

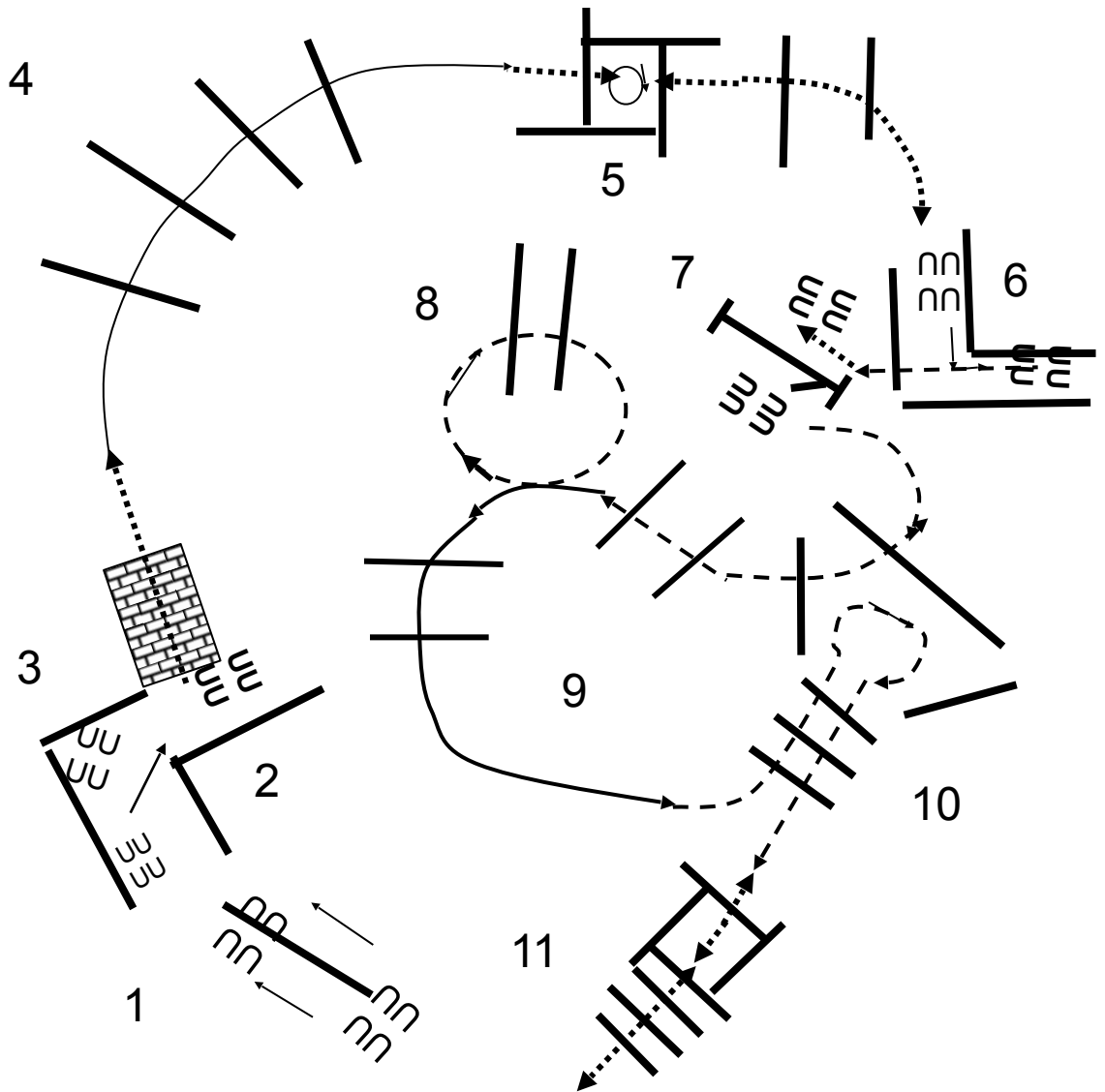
jog

ext jog

backup



# EUROPEAN TEAM CUP 2017 TRAIL YOUTH



1 left sidepass

2 backup

3 walk the bridge

4 lope RL, walk into chute

5 right pivot - walk out

6 back up

7 walk to gate - gate

8 jog over 6 logs

9 lope LL

10 jog over logs

11 Walk over logs

MP 2017

backup    uu uu → sidepass

nn nn → walk .... Jog- - - lope - - -

# EUROPEAN TEAM CUP 2017

## Western Horsemanship AMATEUR

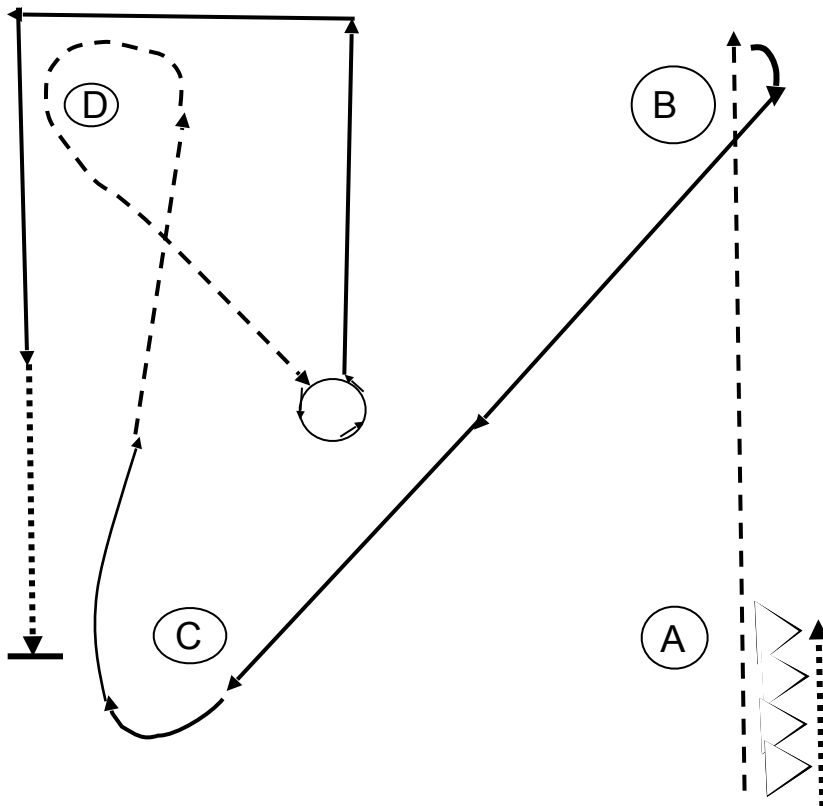
.....walk - - - - -jog

→ Lope

↪ pivot

⋈ backup

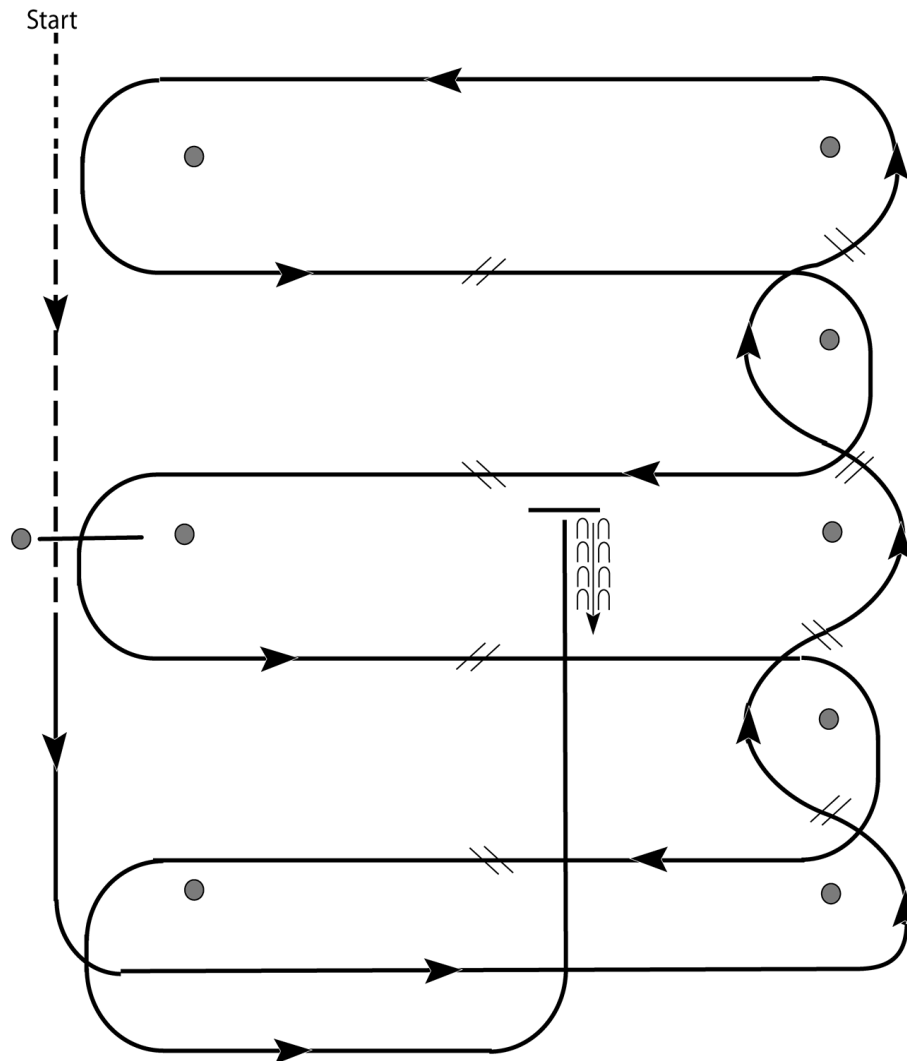
1. walk to A - backup
2. jog to B- stop- 1/2right turn -
3. lope right to and around C
4. Between C and D jog - jog around D - Stop between B and C
5. 500° left turn - lope left lead
6. Lope left around D
7. Half way D-C walk - C Stop -hesitation



# EUROPEAN TEAM CUP 2017

## WESTERN RIDING EUROPEAN CUP

Show Date: 14 15 16 07-2017



1. Walk and jog over log.
2. Transition to lope and lope around end.
3. First line change.
4. Second line change.
5. Third line change.
6. Fourth line change and lope around the end of the arena.
7. First crossing change.
8. Second crossing change.
9. Lope over log.
10. Third crossing change.
11. Fourth crossing change.
12. Lope up the center, stop and back.

[WR/OP-1]

Pattern Provided by:

*M Pfender*

w w w . H o r s e S h o w P a t t e r n s . c o m

w w w . H o r s e S h o w P a t t e r n s . c o m

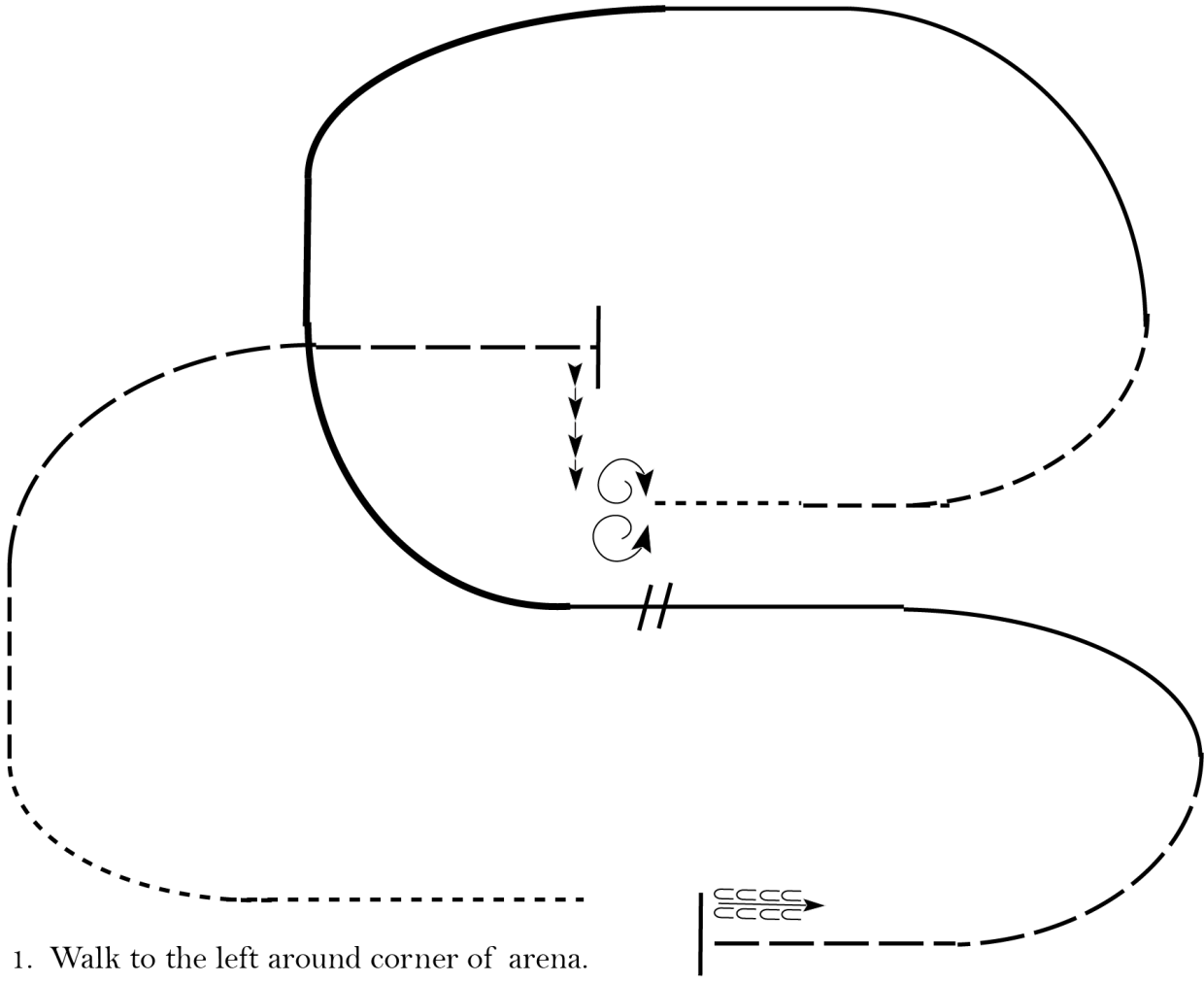
# EUROPEAN TEAM CUP 2017

## RANCH RIDING EUROPEAN AMATEUR CUP

Show Date: 14 15 16 07-2017

www.HorseShowPatterns.com

www.HorseShowPatterns.com



1. Walk to the left around corner of arena.
2. Trot
3. Extend alongside of the arena and around the corner to center.
4. Stop, side pass right
5. 360 degree turn each direction (either way 1st)
6. Walk.
7. Trot.
8. Lope left lead
9. Extend the lope
10. Change leads (simple or flying)
11. Collect to the lope
12. Extend trot
13. Stop and back

<b>Walk</b>	-----
<b>Jog</b>	- - - - -
<b>Extended Jog</b>	— — — — —
<b>Lope</b>	
<b>Lead Change</b>	
<b>Back</b>	← — — — —
<b>Marker</b>	ⓑ

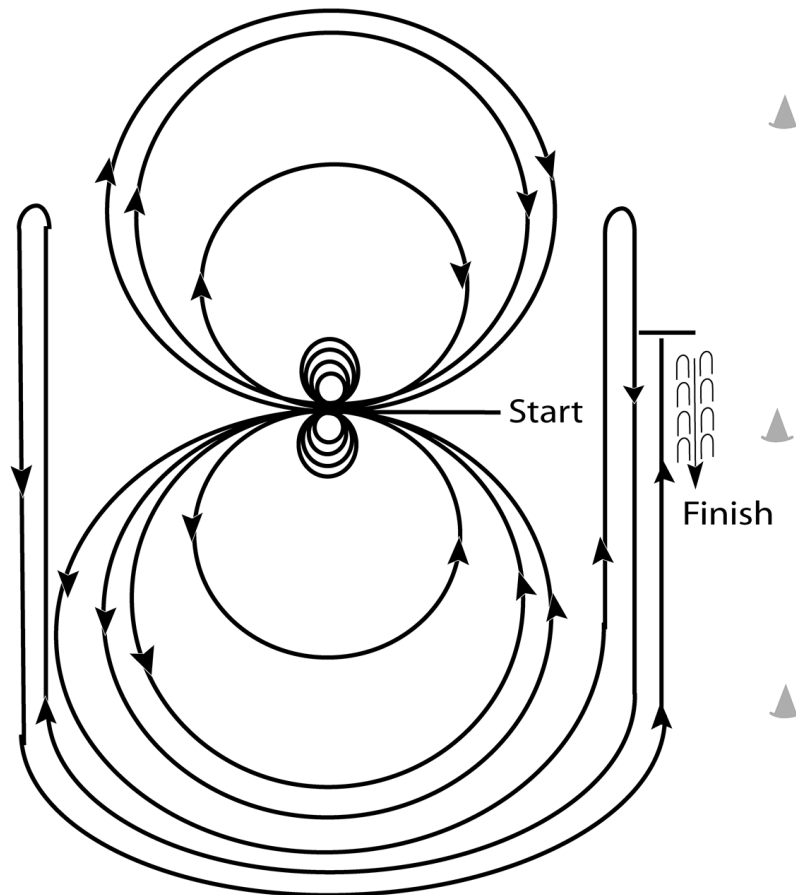
[RR/3]

Pattern Provided by:  
*M Pfender*

# EUROPEAN TEAM CUP 2017

## REINING EUROPREAN YOUTH CUP

Show Date: 14 15 16 07-2017



Horse must walk or stop prior to starting pattern. Beginning at the center of the arena facing the left wall or fence.

1. Complete four spins to the right.
  2. Complete four spins to the left. Hesitate.
  3. Beginning on the left lead, complete three circles to the left: the first two circles large and fast; the third circle small and slow. Change leads at the center of the arena.
  4. Complete three circles to the right: the first two circles large and fast; the third circle small and slow. Change leads at the center of the arena.
  5. Begin a large, fast circle to the left but do not close this circle. Run up the right side of the arena past the center marker and do a right rollback at least twenty feet (6.09m) from the wall or fence – no hesitation.
  6. Continue back around previous circle but do not close this circle. Run up the left side of the arena past the center marker and do a left rollback at least twenty feet (6.09m) from the wall or fence – no hesitation.
  7. Continue back around previous circle but do not close this circle. Run up the right side of the arena past the center marker and do a sliding stop at least twenty feet (6.09m) from the wall or fence. Back up at least ten feet (3m). Hesitate to demonstrate the completion of the pattern.
- Rider may drop bridle to the designated judge.

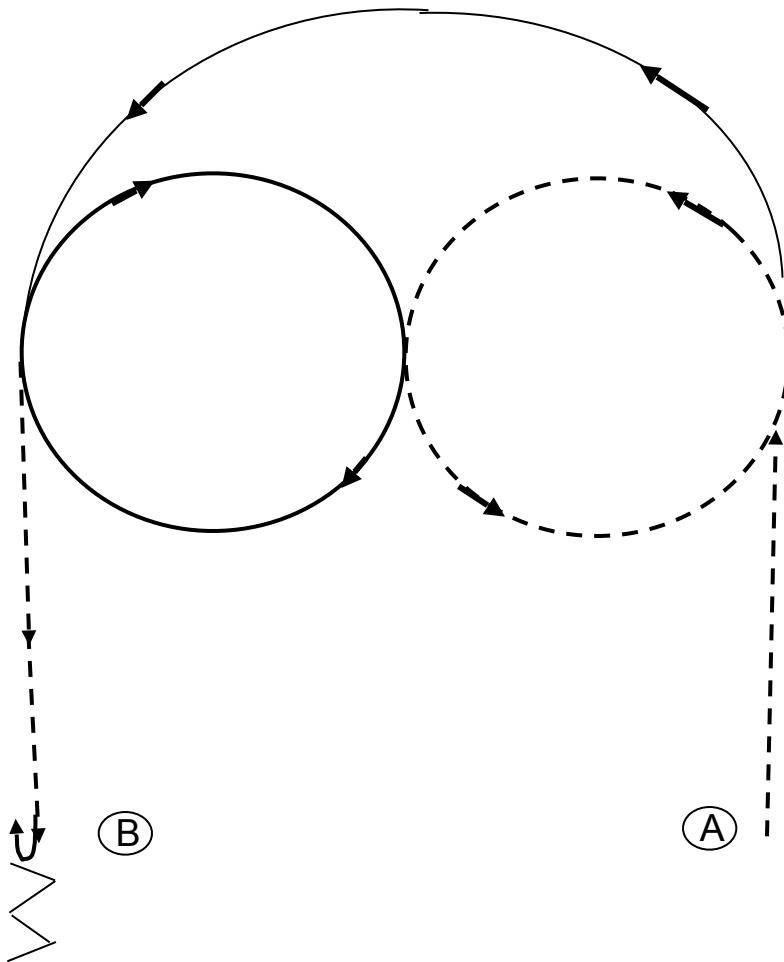
[R/AQHAP-6]

Pattern Provided by:

*M Pfender*

# EUROPEAN TEAM CUP 2017 HUNT SEAT EQUITATION AMATEUR YOUTH

.....walk    - - - - trot    →    canter    ↻    turn    〰    backup



Be ready at A,

1. posting trot left diagonal -. posting trot right diagonal on semi circle
2. canter right lead and right circle
3. posting trot right diagonal
4. hand gallop left lead
5. seating trot - stop at B
6. 180° turn right on forehand
7. back up